
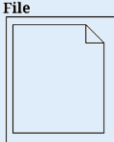






## Quick Guide: Creating an eReferral

Software	Step 1	Step 2	Step 3	Step 4
<p><b>Best Practice</b></p>	<p>Open the patient's file and click on the <b>HealthLink Icon</b></p> 	<p>Create a new eReferral by clicking on the <b>blank white page icon</b></p> 	<p>To refer to THS, click on <b>Tasmanian Health Service</b> under <b>Referred Services</b></p>	<p>Highlight the service you want and click <b>Continue</b> in the top right corner</p>
<p><b>Medical Director</b></p>	<p>Click on the <b>HealthLink tab</b> in the patient file</p> 	<p>Create a new eReferral by clicking on <b>New Form</b></p> 		

### What is eReferral?

eReferrals are a way to send secure, electronic referral communication between primary health care providers, hospitals, specialists and allied health practitioners.

eReferrals are powered by HealthLink Smartforms which is seamlessly integrated into existing general practice clinical software packages.